

## "One-Piece" HYDRAULIC DOOR ADVANTAGES

- Simple Operation, a push of the button, and the quiet Red Power Hydraulics raise and lower the door
- Two Powerful cylinders with spherical bearings that open the doors fast with less moving parts
- "One-Piece" All Steel Door frame, provides a canopy when in the open position
- Extra Strong, Self Supporting Subframe adds additional strength to the building structure
- Easy to insulate and install, makes for a weathertight door system!
- Very low maintenance. Schweiss offers the best, most reliable Hydraulic & Electrical System on the market
- Built-in backup systems on every pump

## "Lift-Strap" BIFOLD DOOR ADVANTAGES

- Lose no headroom
- Faster than outdated cable doors
- Safer - Rated for 29,000 Lbs.
- Quieter and smoother operation
- Straps last longer and have a 10 year warranty
- Proven and tested design

*"The straps run the door up faster and safer and I like the 10-year guarantee."*

Jim Jorgenson  
Westbrook, Minnesota

WORLDWIDE SALES  
**800-746-8273**  
International: +1 507-426-8273


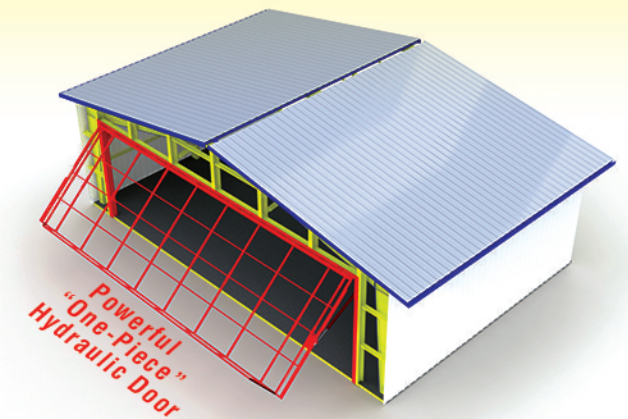
**SCHWEISS**  
SCHWEISSDOORS.com  
P.O. Box 220, Fairfax, MN 55332

Return Service Requested

*We Install!*

# HYDRAULIC And BIFOLD DOORS

Aviation • Ag Doors • Shop Doors • Barn Doors  
Boat Storage • Warehouse • Designer Doors



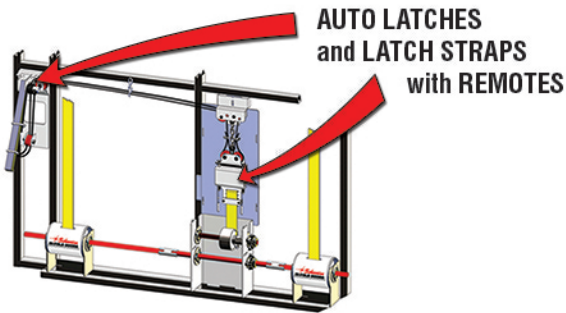
*See what's new!*

**SCHWEISS**  
SCHWEISSDOORS.com



Proven  
**LIFT STRAP** PATENTED  
**BIFOLD DOORS**

- ✓ Everybody wants the door with the Lift Straps
- ✓ No More Cables or Pulleys to Adjust
- ✓ Faster • Safer • Quieter • Long Lasting
- ✓ 10 Year Warranty on Straps
- ✓ Straps are rated for 29,000 Lbs. each
- ✓ Auto-Latches and Remote Controls



Schweiss revolutionized Bifold Doors with the introduction of the Patented **Lift Straps & Auto-Latches**

Bifold Doors have been around for years, but thanks to Schweiss Doors foresight, they are 100 times better now!

WORLDWIDE SALES

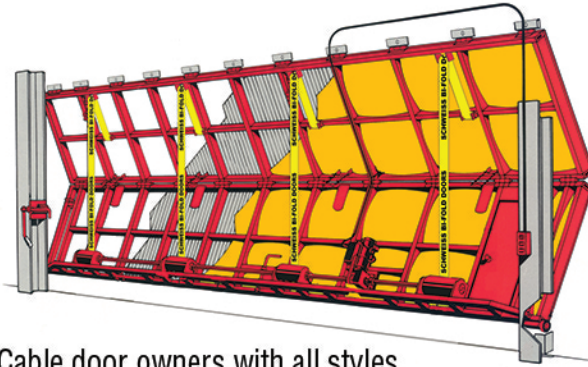
**Call: 800-746-8273**

International: +1 507-426-8273

A name you can trust. . . **SCHWEISS DOORS!**

# SCHWEISS

STRAP RETROFIT CONVERSIONS



Cable door owners with all styles of doors are calling in asking...

**"Can you convert our cable-liftdoors to the Schweiss lift-straps and auto-latches?"**

## SCHWEISS CAN CONVERT ANY BIFOLD DOOR FROM CABLES TO STRAPS

*"Straps are nicer than cables. We had issues with our older Brand-X cable Door. My door goes up a lot faster now."*

David Hanby  
 Hanby Farms, Nashport, Ohio

*"The decision to get liftstraps on my bifold door was more of a safety issue for me."*

Doug Peterson  
 Fairmont, Minnesota

*"I really like the lift straps and auto-latches. They definitely lift the door faster and that's one reason why I got them."*

James Ahrenholz  
 Raymond, Minnesota

*"The straps were pretty easy to install. They are quieter, quicker and safer, and the safety shield system is really nice. I'm real happy with it."*

Brad Poltermann  
 Genoa City, Wisconsin

**Nobody Does it Better!**

## The Schweiss Advantage

# ONE PIECE HYDRAULIC DOORS



## A CLASS OF ITS OWN!

A WELL THOUGHT OUT DESIGN. . . "ONE OF KIND" RED POWER PUMPS. . .

They're Powerful, AND Smoothly Operating Pumps... We're talking THE most Efficient Pumps, with Standard Motors designed ready to lift any size door, at any time, all the time! This system was absolutely designed for Quiet, Fast and Smooth Operation!

**THEY'RE QUIET. . .** This amazingly smooth, quiet operating pump system didn't just happen on its own! Schweiss Doors knows what you need, so we provide it - every time!

**THEY'RE RELIABLE. . .** Schweiss Doors cares about quality We only offer Safe, Carefully Designed Hydraulic Pumps that operate at 95% efficiency. Don't settle for less!

- Operated by the best hydraulic & electrical system on the market
- Faster, Bigger, Cylinders... with spherical bearings
- Provides a canopy when open
- All steel framework... Stronger... Better... Safer
- Easy to install... door comes complete with its own strong subframe
- Clean Looking Door Frame... All Steel Frame
- Easy to Insulate... Easy to Line Inside Door Frame.
- Easy to Install Windows... any size, any location. All steel window frames are welded at the factory
- Welded Cross Members... A Strong Connection... Provides for a Stronger Door
- Internal Truss... Gives the building a Neat appearance
- External Truss available